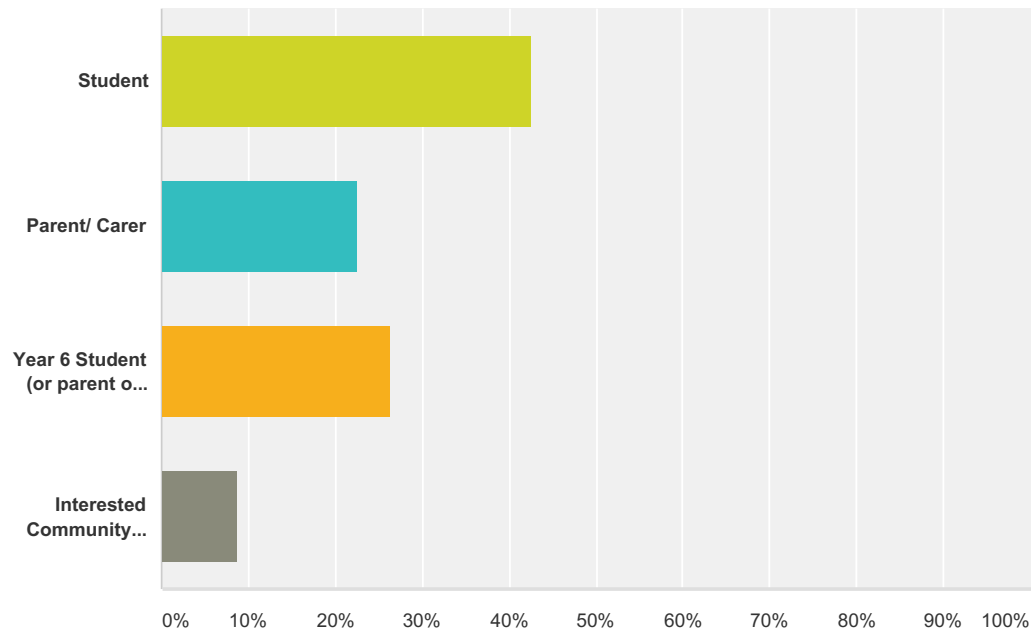


Q1 I am involved with Leeton High School as a ...

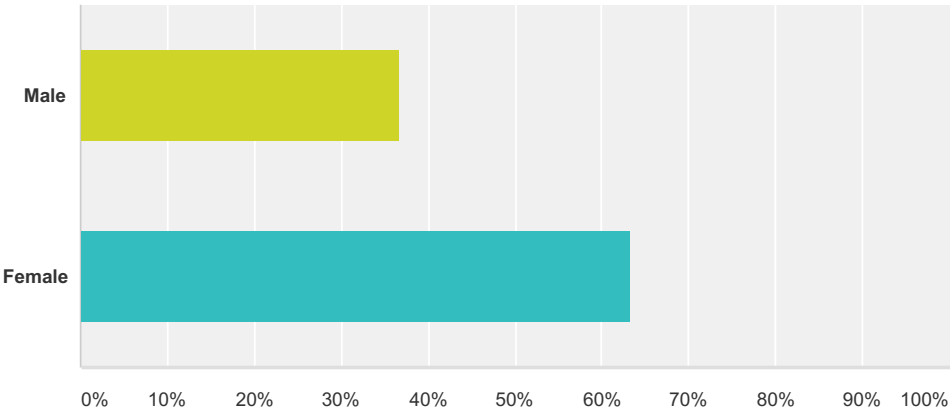
Answered: 160 Skipped: 1



Answer Choices	Responses	
Student	42.50%	68
Parent/ Carer	22.50%	36
Year 6 Student (or parent of student) in our Transition Program	26.25%	42
Interested Community Member	8.75%	14
Total		160

Q2 Gender?

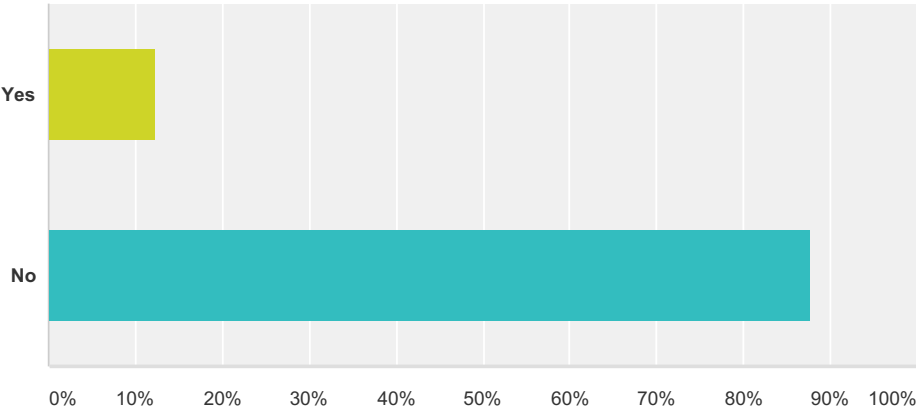
Answered: 161 Skipped: 0



Answer Choices	Responses	
Male	36.65%	59
Female	63.35%	102
Total		161

Q3 Do you identify as an Aboriginal person or a Torres Strait Islander?

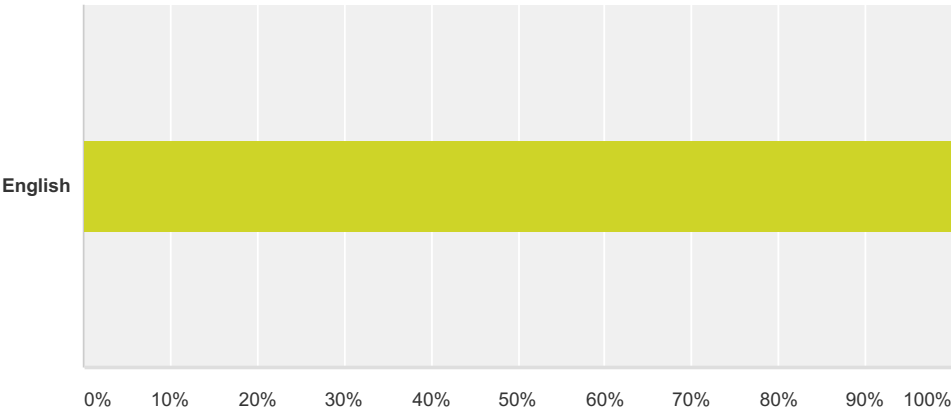
Answered: 155 Skipped: 6



Answer Choices	Responses	
Yes	12.26%	19
No	87.74%	136
Total		155

Q4 Which language is spoken at home?

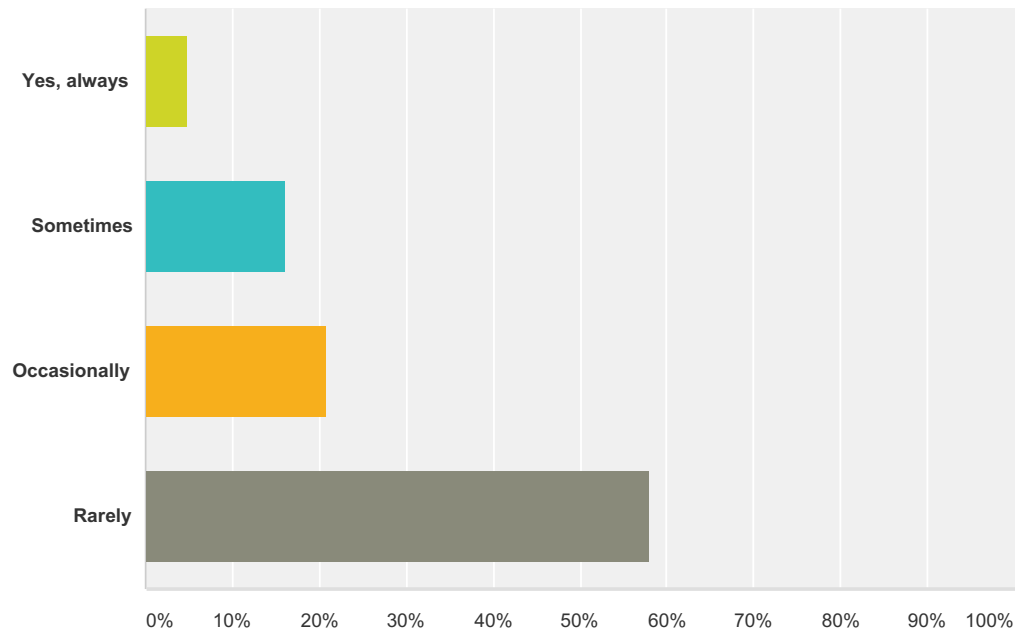
Answered: 156 Skipped: 5



Answer Choices	Responses	
English	100.00%	156
Total		156

Q5 Do you, or have you, experienced financial difficulties?

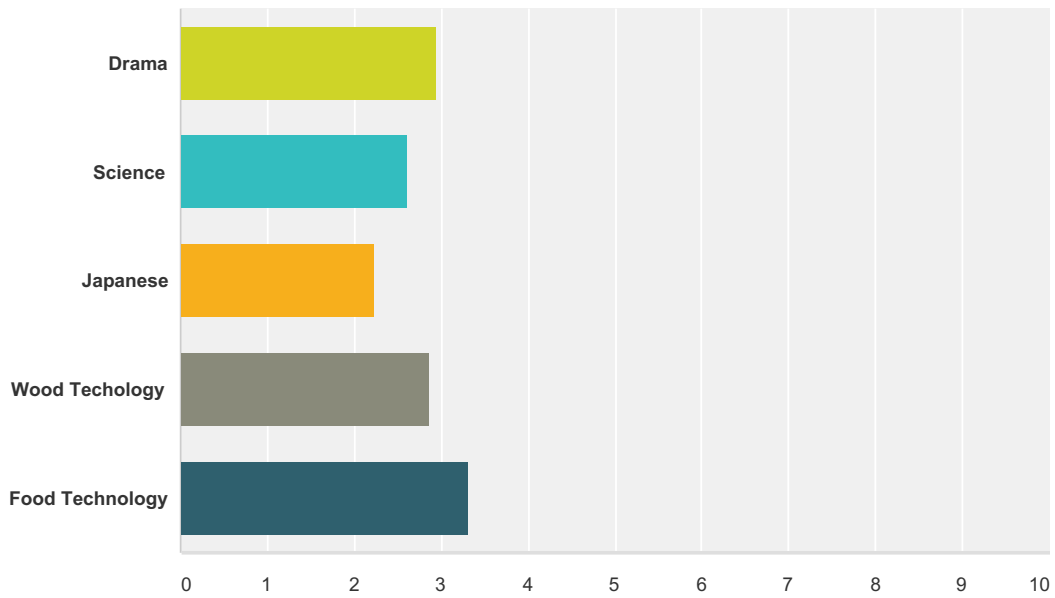
Answered: 143 Skipped: 18



Answer Choices	Responses
Yes, always	4.90% 7
Sometimes	16.08% 23
Occasionally	20.98% 30
Rarely	58.04% 83
Total	143

Q6 Did you (or your child) enjoy the Transition subjects that we offered in 2016?

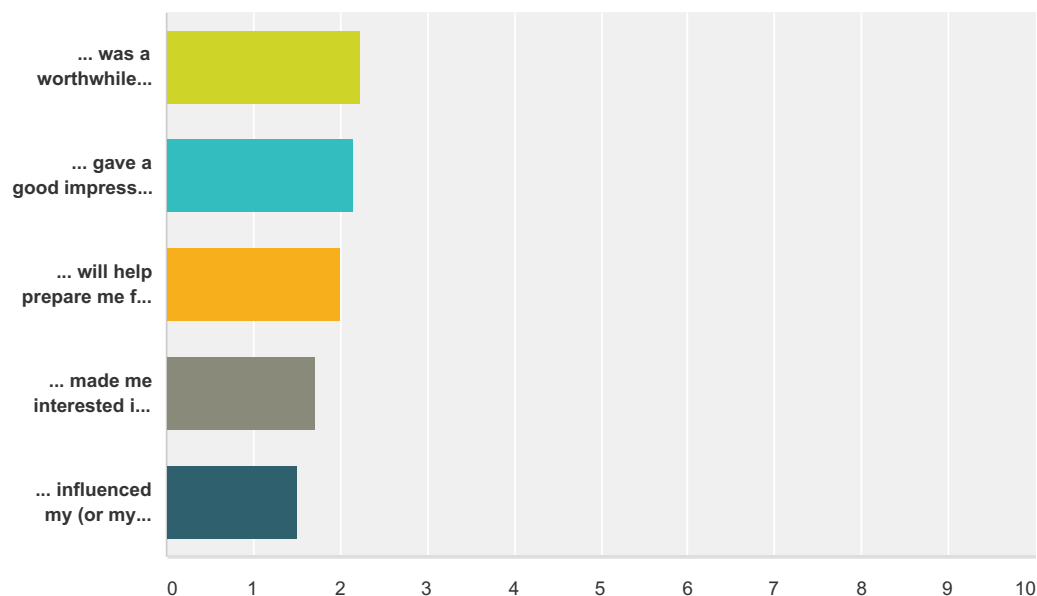
Answered: 72 Skipped: 89



	Disliked	-->	OK	-->	Loved it	Total	Weighted Average
Drama	3.13% 2	3.13% 2	34.38% 22	15.63% 10	43.75% 28	64	2.94
Science	10.61% 7	10.61% 7	22.73% 15	19.70% 13	36.36% 24	66	2.61
Japanese	17.46% 11	15.87% 10	20.63% 13	17.46% 11	28.57% 18	63	2.24
Wood Technology	7.58% 5	9.09% 6	21.21% 14	15.15% 10	46.97% 31	66	2.85
Food Technology	4.62% 3	0.00% 0	23.08% 15	3.08% 2	69.23% 45	65	3.32

Q7 For the statements below, please

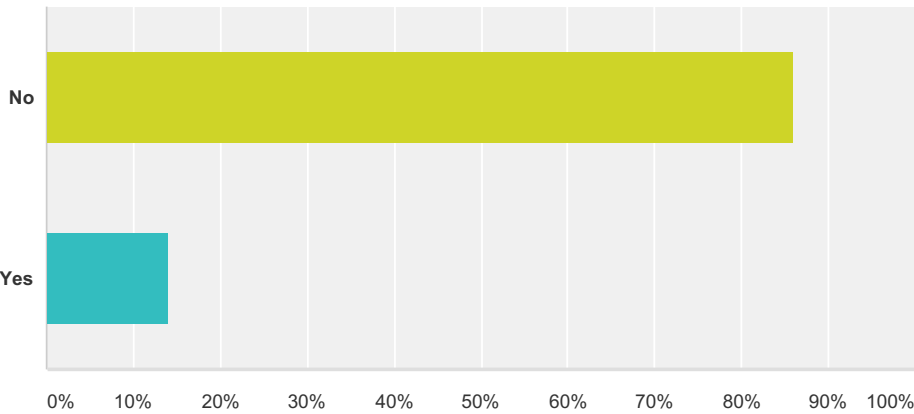
Answered: 71 Skipped: 90



	Not at all	A little	Considerably	Totally	Total	Weighted Average
... was a worthwhile activity	0.00% 0	16.90% 12	43.66% 31	39.44% 28	71	2.23
... gave a good impression of Leeton High School	1.43% 1	11.43% 8	58.57% 41	28.57% 20	70	2.14
... will help prepare me for high school	5.80% 4	26.09% 18	30.43% 21	37.68% 26	69	2.00
... made me interested in coming to Leeton High School	10.14% 7	36.23% 25	24.64% 17	28.99% 20	69	1.72
... influenced my (or my carers') choice of High School for 2017	20.29% 14	33.33% 23	21.74% 15	24.64% 17	69	1.51

Q8 Do you have any suggestions about improving the Transition Program for 2017?

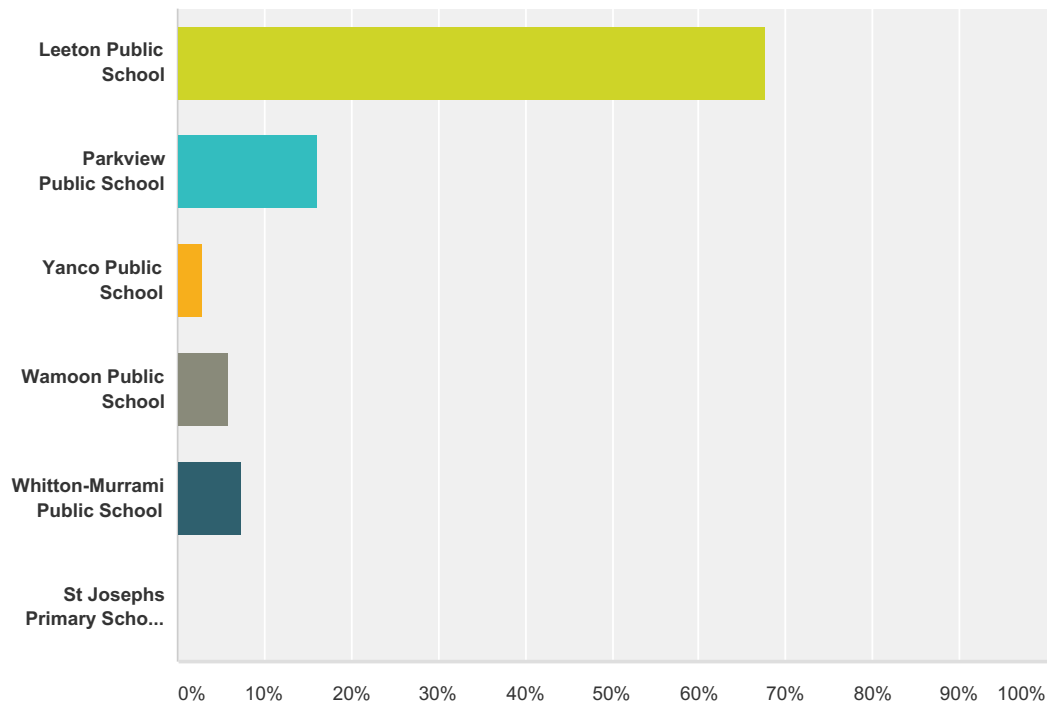
Answered: 71 Skipped: 90



Answer Choices	Responses	
No	85.92%	61
Yes	14.08%	10
Total		71

Q9 Which Primary school do you (or your child) attend?

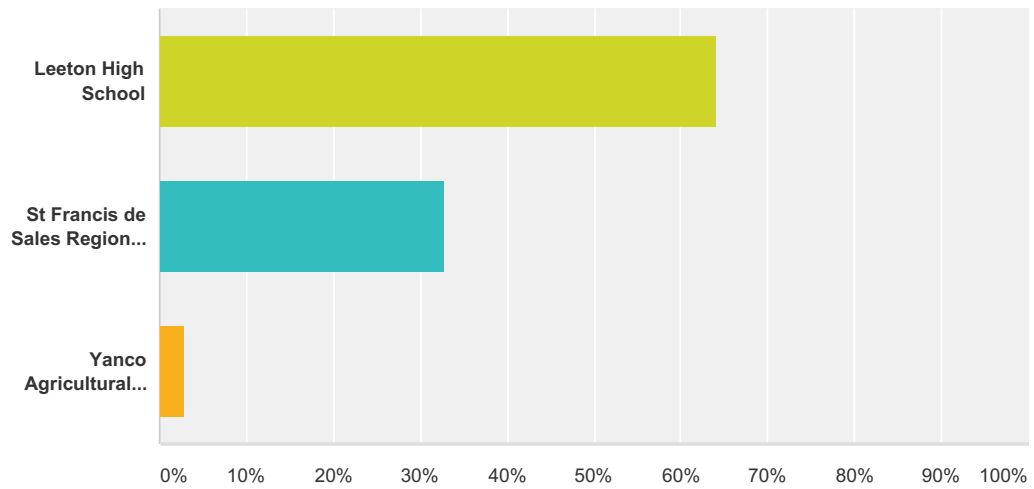
Answered: 68 Skipped: 93



Answer Choices	Responses
Leeton Public School	67.65% 46
Parkview Public School	16.18% 11
Yanco Public School	2.94% 2
Wamoon Public School	5.88% 4
Whitton-Murrumbidgee Public School	7.35% 5
St Josephs Primary School Leeton	0.00% 0
Total	68

Q10 Where will you commence your Secondary schooling in 2017

Answered: 67 Skipped: 94



Answer Choices	Responses	
Leeton High School	64.18%	43
St Francis de Sales Regional College	32.84%	22
Yanco Agricultural High School	2.99%	2
Total		67

Q11 Briefly, outline the reasons for your decision

Answered: 36 Skipped: 125

Q12 I am a student in Year...

Answered: 0 Skipped: 161

⚠ No matching responses.

Answer Choices	Responses
Year 7	0.00% 0
Year 8	0.00% 0
Year 9	0.00% 0
Year 10	0.00% 0
Year 11	0.00% 0
Year 12	0.00% 0
Total	0

Q13 How much do you like school?

Answered: 0 Skipped: 161

⚠ No matching responses.

	I hate it	Not much	It's OK	I don't mind it	I love it!	Total	Weighted Average
(no label)	0.00% 0	0.00% 0	0.00% 0	0.00% 0	0.00% 0	0	0.00

Q14 How often do you go to school?
(Ignoring illness or family reasons)

Answered: 0 Skipped: 161

⚠ No matching responses.

	Never	1-2 days/week	3-4 days/week	Most days	Every day	Total	Weighted Average
(no label)	0.00% 0	0.00% 0	0.00% 0	0.00% 0	0.00% 0	0	0.00

Q15 Do you argue with your parents/carers about going to school?

Answered: 0 Skipped: 161

 No matching responses.

	Yes. All the time	At least once a week	Sometimes	Occasionally/rarely	Never, I love coming to school	Total	Weighted Average
(no label)	0.00% 0	0.00% 0	0.00% 0	0.00% 0	0.00% 0	0	0.00

Q16 In the last 12 months, I have truanted,
or 'wagged' ...?

Answered: 0 Skipped: 161

⚠ No matching responses.

Answer Choices	Responses	
Never.	0.00%	0
Class(es).	0.00%	0
Whole day(s)	0.00%	0
Multiple days in a row.	0.00%	0
Total Respondents: 0		

Q17 Would you like to see your attendance record?

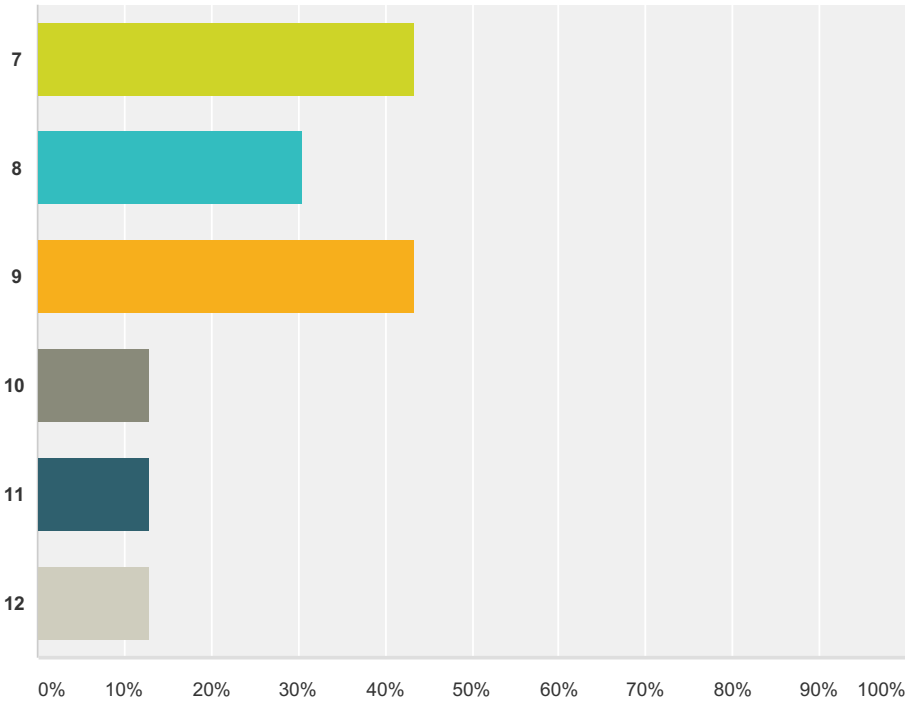
Answered: 0 Skipped: 161

⚠ No matching responses.

Answer Choices	Responses	
No, thank you.	0.00%	0
Yes, please!	0.00%	0
Total		0

Q18 I have a child, or children in Year(s)...

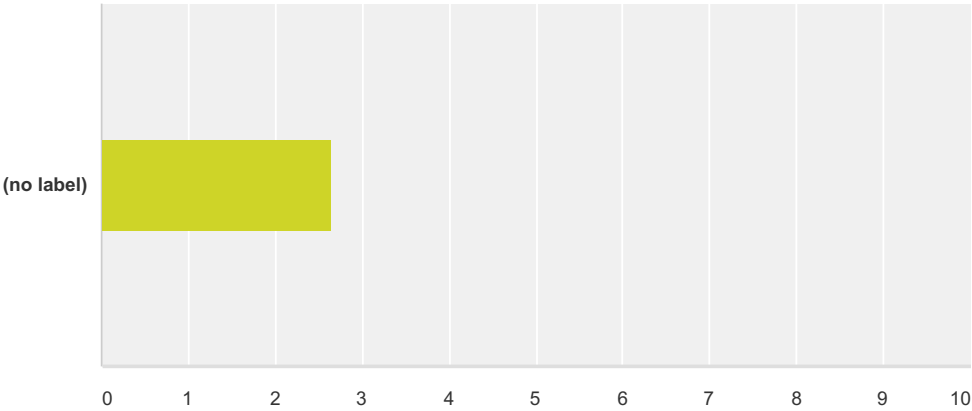
Answered: 23 Skipped: 138



Answer Choices	Responses
7	43.48%10
8	30.43%7
9	43.48%10
10	13.04%3
11	13.04%3
12	13.04%3
Total Respondents: 23	

Q19 How much do your children like school?

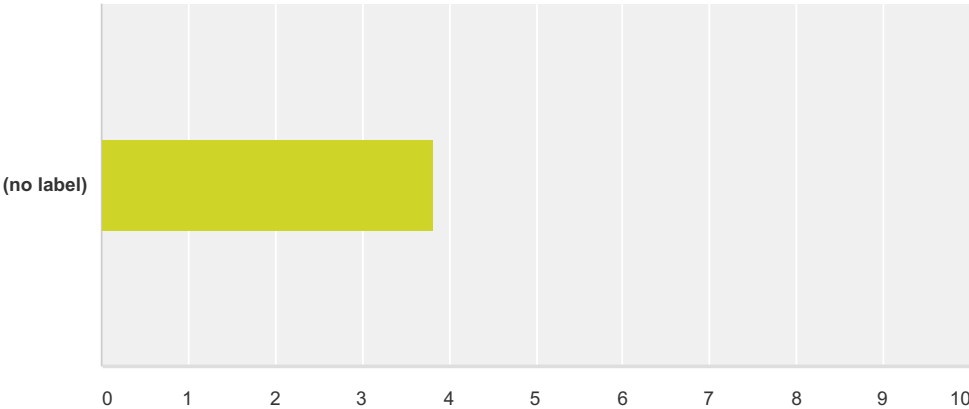
Answered: 34 Skipped: 127



	They hate it	Not much	It's OK	They like it	They love it!	Total	Weighted Average
(no label)	5.88% 2	5.88% 2	17.65% 6	58.82% 20	11.76% 4	34	2.65

Q20 How often do they go to school?
(Ignoring illness or family reasons)

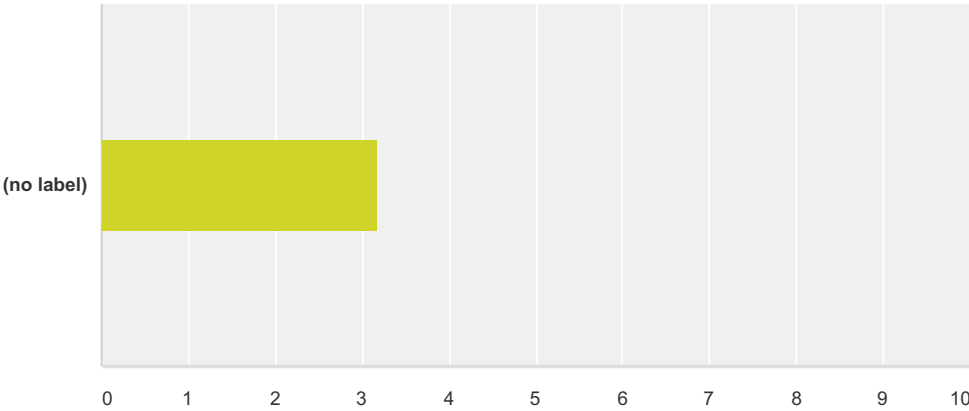
Answered: 34 Skipped: 127



	Hardly ever	1-2 days/week	3-4 days/week	Most days	Every day	Total	Weighted Average
(no label)	0.00% 0	0.00% 0	2.94% 1	11.76% 4	85.29% 29	34	3.82

Q21 Do you argue with your children about going to school?

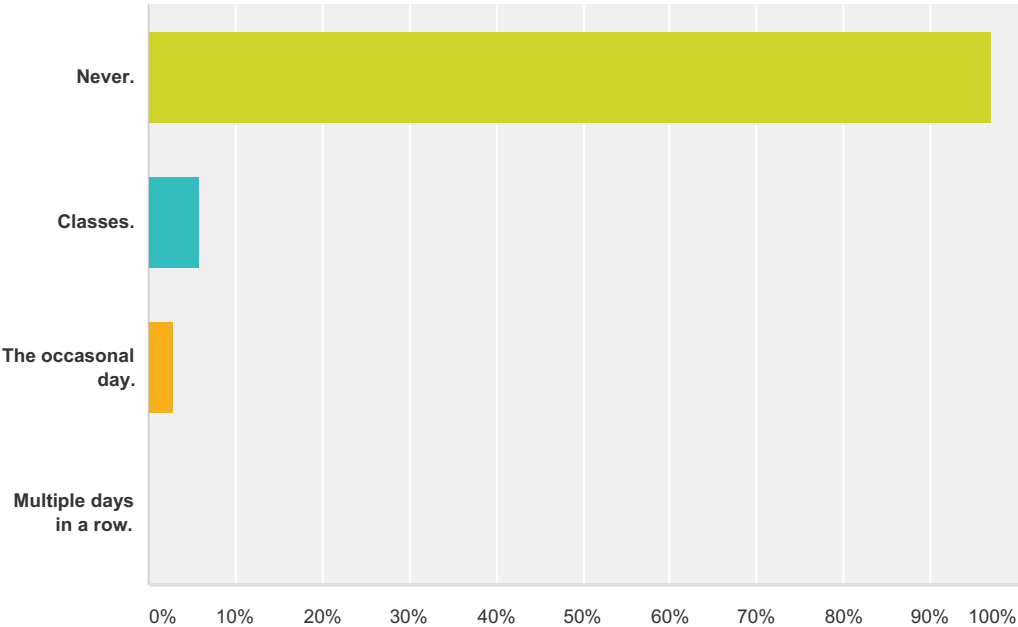
Answered: 34 Skipped: 127



	Yes. All the time	At least once a week	Sometimes	Occasionally/rarely	Never	Total	Weighted Average
(no label)	5.88%	2.94%	8.82%	32.35%	50.00%		
	2	1	3	11	17	34	3.18

Q22 Select one or more of the responses to complete the sentence below: To my knowledge, my child(ren) have truanted, or 'wagged' ...?

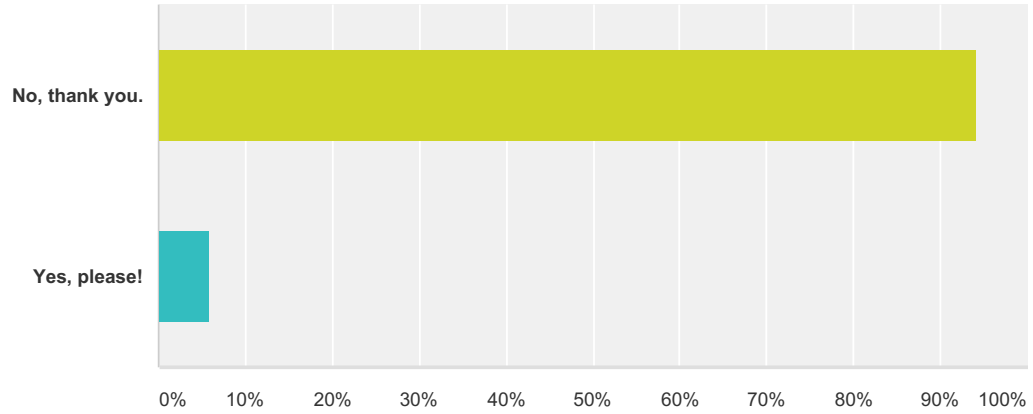
Answered: 34 Skipped: 127



Answer Choices	Responses	
Never.	97.06%	33
Classes.	5.88%	2
The occasional day.	2.94%	1
Multiple days in a row.	0.00%	0
Total Respondents: 34		

Q23 Would you like an attendance report or other help to improve your child(ren)s attendance?

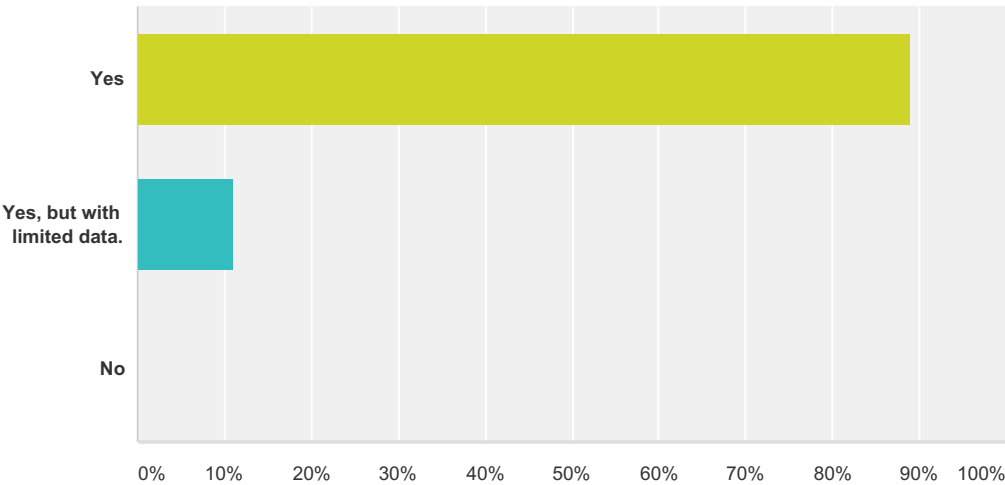
Answered: 34 Skipped: 127



Answer Choices	Responses	
No, thank you.	94.12%	32
Yes, please!	5.88%	2
Total		34

Q24 Do you have access to the internet at home?

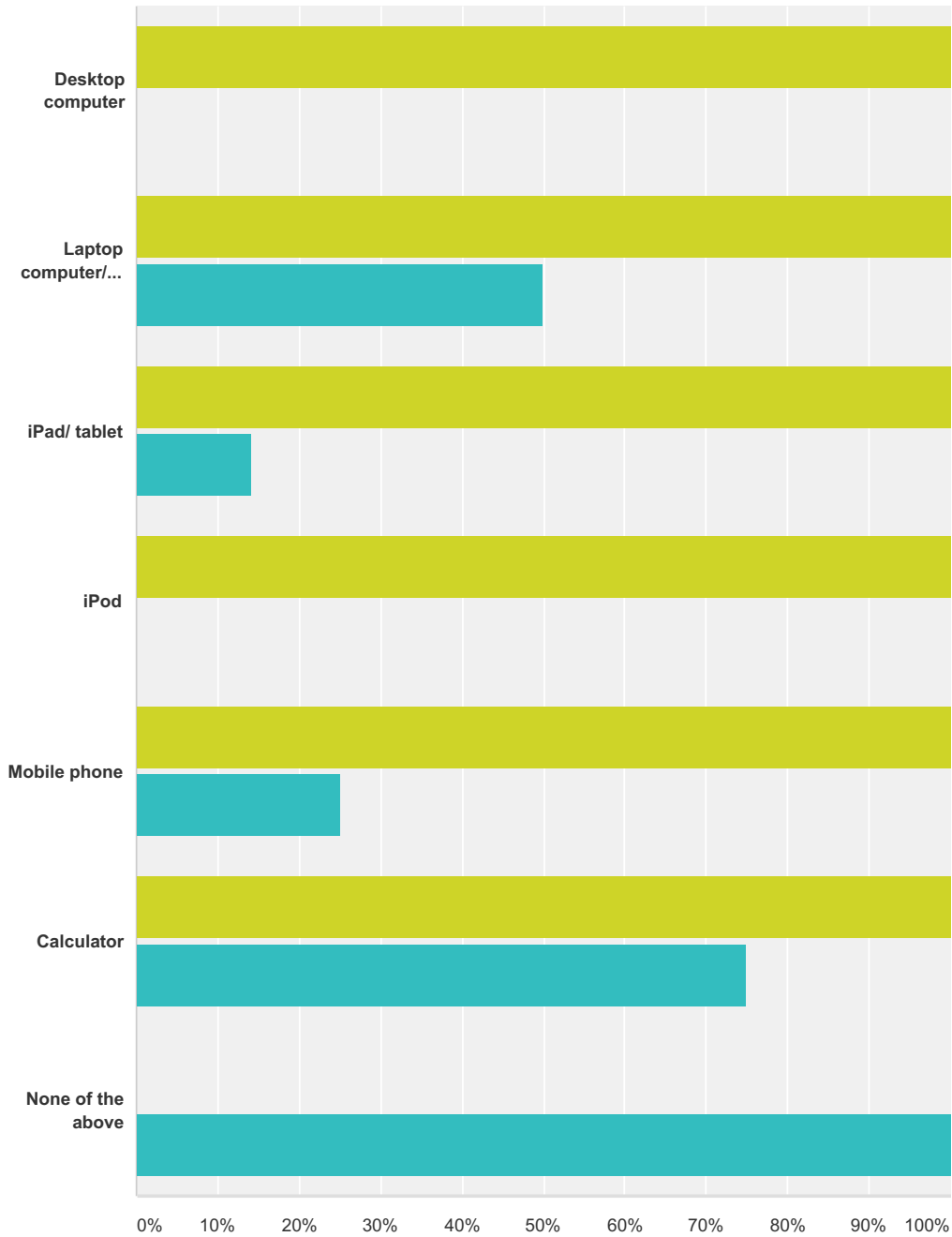
Answered: 9 Skipped: 152



Answer Choices	Responses	
Yes	88.89%	8
Yes, but with limited data.	11.11%	1
No	0.00%	0
Total		9

Q25 Select from the list below, which 'devices' you can access outside of school.

Answered: 9 Skipped: 152



■ Which of these do you have access to at home?
■ Which of these do you bring to school (for educational reasons)?

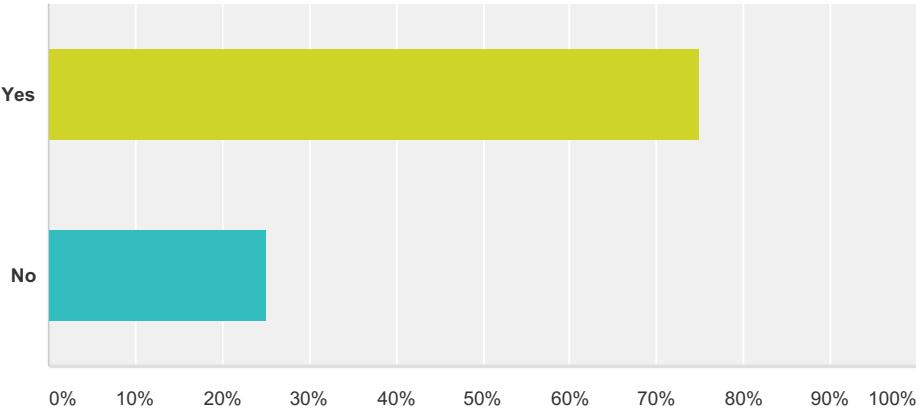
	Which of these do you have access to at home?	Which of these do you bring to school (for educational reasons)?	Total Respondents
--	---	--	-------------------

Leeton High School - Student & Parent Survey (Mid-Year, 2016)

Desktop computer	100.00% 5	0.00% 0	5
Laptop computer/ notebook	100.00% 6	50.00% 3	6
iPad/ tablet	100.00% 7	14.29% 1	7
iPod	100.00% 4	0.00% 0	4
Mobile phone	100.00% 8	25.00% 2	8
Calculator	100.00% 8	75.00% 6	8
None of the above	0.00% 0	100.00% 1	1

Q26 Do you bring a device to school for educational purposes?

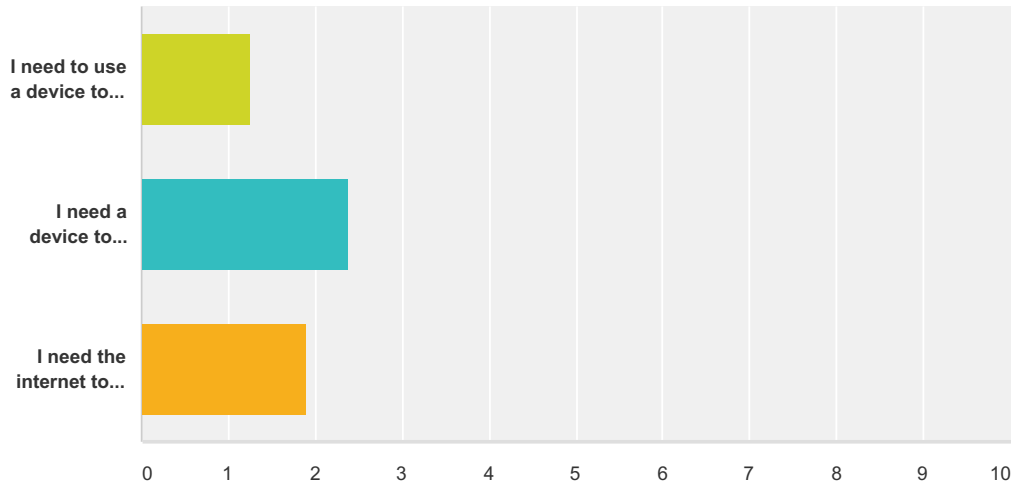
Answered: 8 Skipped: 153



Answer Choices	Responses	
Yes	75.00%	6
No	25.00%	2
Total		8

Q27 For the questions below, indicate the importance of IT (Information Technology) on your/ your child's education.

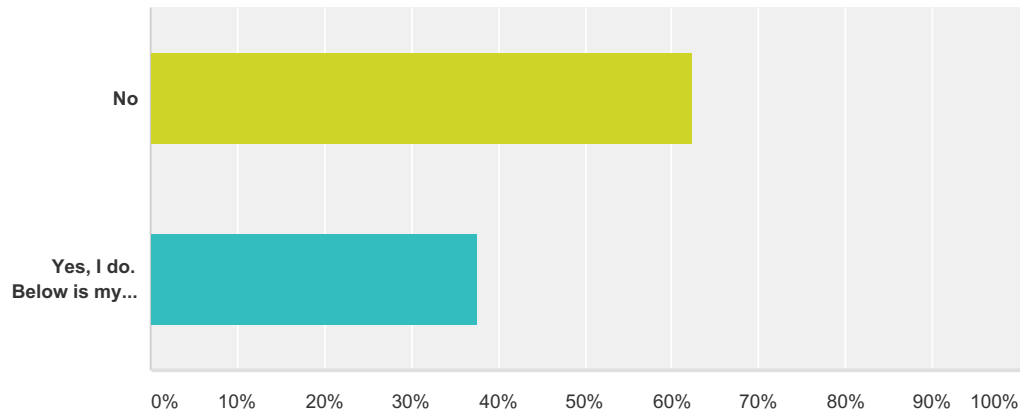
Answered: 9 Skipped: 152



	It is not an issue	<--	It has some importance	-->	Crucially important	Total	Weighted Average
I need to use a device to complete work in class	50.00% 4	0.00% 0	37.50% 3	0.00% 0	12.50% 1	8	1.25
I need a device to complete assessment tasks	12.50% 1	0.00% 0	50.00% 4	12.50% 1	25.00% 2	8	2.38
I need the internet to keep up with my work	22.22% 2	0.00% 0	55.56% 5	11.11% 1	11.11% 1	9	1.89

Q28 Do you have an e-mail address, so that we can send the attendance report electronically?

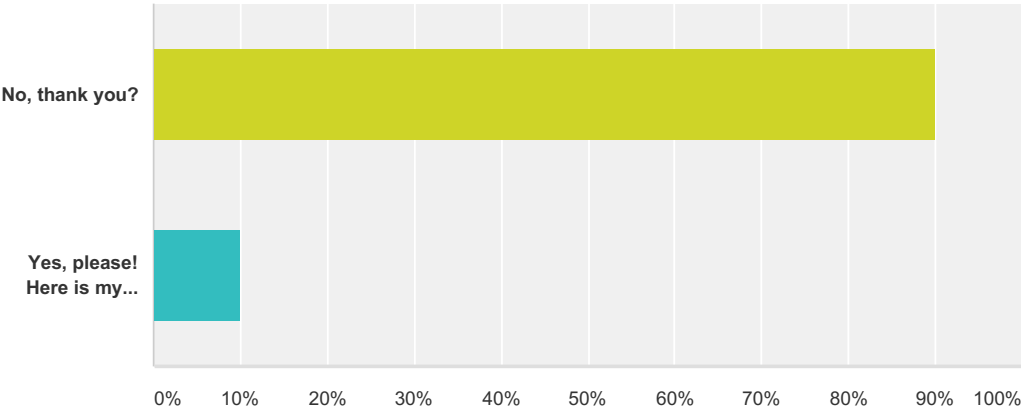
Answered: 8 Skipped: 153



Answer Choices	Responses	
No	62.50%	5
Yes, I do. Below is my email address	37.50%	3
Total		8

Q29 Would you like some help to improve school attendance?

Answered: 10 Skipped: 151



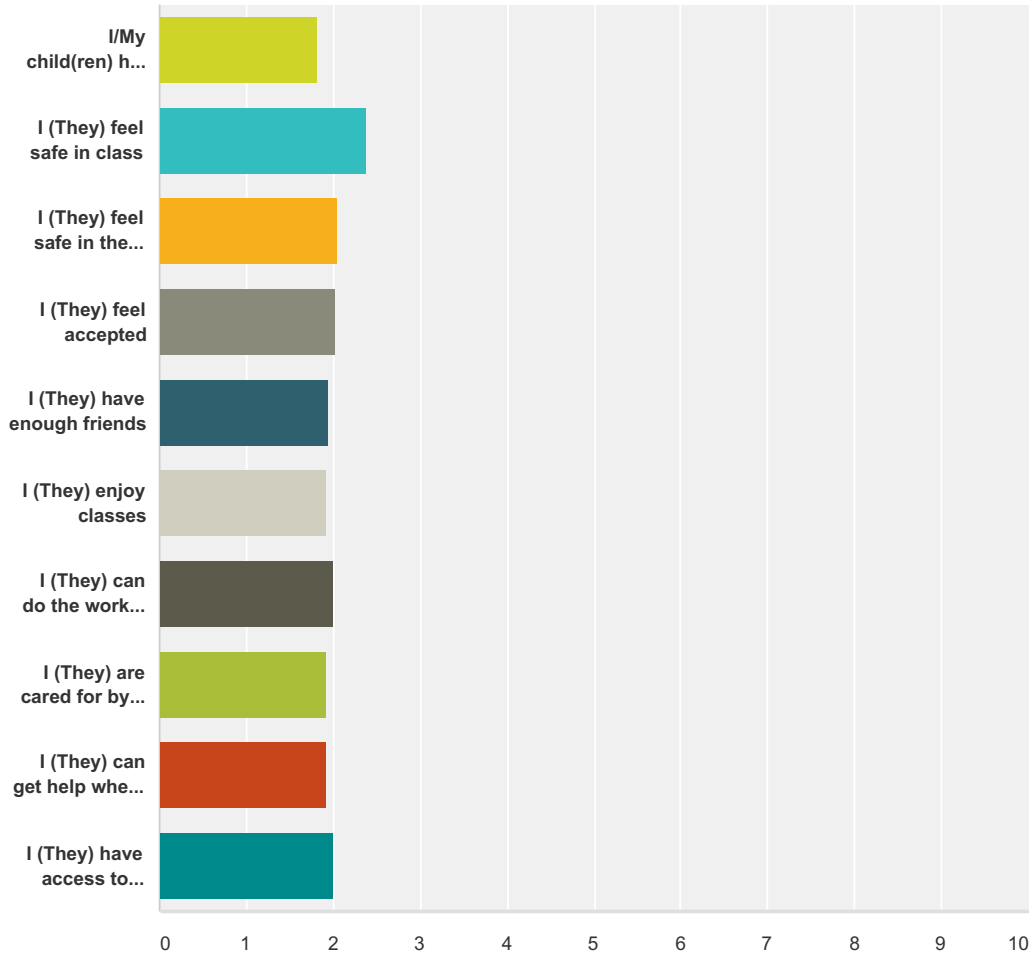
Answer Choices	Responses	
No, thank you?	90.00%	9
Yes, please! Here is my telephone number.	10.00%	1
Total		10

**Q30 What can Leeton High School do to
make school more appealing for your
child(ren)?**

Answered: 3 Skipped: 158

Q31 Please provide a rating for the following aspects of student satisfaction and wellbeing

Answered: 39 Skipped: 122



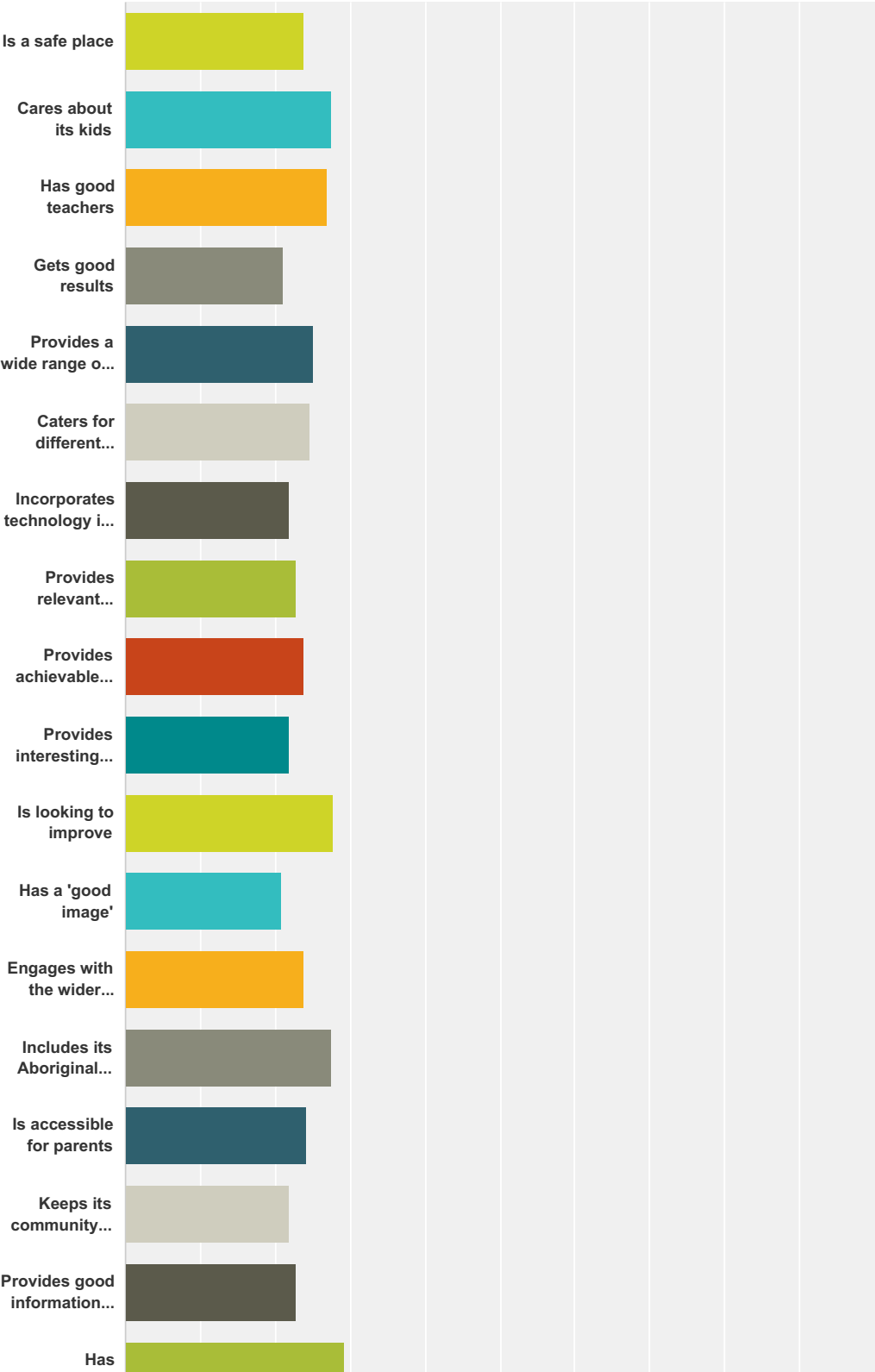
	Never	Sometimes	Usually	Most of the time	Always	Total	Weighted Average
I/My child(ren) have fun	2.56% 1	23.08% 9	23.08% 9	46.15% 18	5.13% 2	39	1.82
I (They) feel safe in class	2.56% 1	2.56% 1	28.21% 11	43.59% 17	23.08% 9	39	2.38
I (They) feel safe in the playground	2.56% 1	5.13% 2	33.33% 13	51.28% 20	7.69% 3	39	2.05
I (They) feel accepted	2.56% 1	2.56% 1	41.03% 16	48.72% 19	5.13% 2	39	2.03
I (They) have enough friends	2.56% 1	10.26% 4	20.51% 8	61.54% 24	5.13% 2	39	1.95
I (They) enjoy classes	2.56% 1	17.95% 7	25.64% 10	46.15% 18	7.69% 3	39	1.92
I (They) can do the work provided	2.56% 1	10.26% 4	30.77% 12	48.72% 19	7.69% 3	39	2.00

Leeton High School - Student & Parent Survey (Mid-Year, 2016)

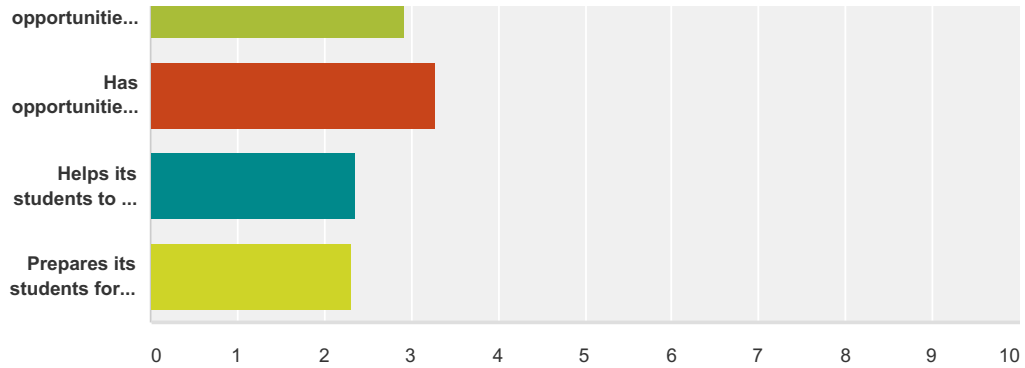
I (They) are cared for by staff	2.63% 1	13.16% 5	23.68% 9	55.26% 21	5.26% 2	38	1.92
I (They) can get help when needed	2.63% 1	13.16% 5	23.68% 9	55.26% 21	5.26% 2	38	1.92
I (They) have access to technology	2.63% 1	21.05% 8	15.79% 6	47.37% 18	13.16% 5	38	2.00

**Q32 In your opinion, please
indicate how Leeton High School is
performing in the areas below:"I think that
Leeton High School ..."**

Answered: 36 Skipped: 125



Leeton High School - Student & Parent Survey (Mid-Year, 2016)



	Not at all	Could be better	Satisfactory/ OK	Good	Extremely well	Total	Weighted Average
Is a safe place	0.00% 0	19.44% 7	27.78% 10	47.22% 17	5.56% 2	36	2.39
Cares about its kids	2.78% 1	5.56% 2	27.78% 10	41.67% 15	22.22% 8	36	2.75
Has good teachers	0.00% 0	13.89% 5	25.00% 9	38.89% 14	22.22% 8	36	2.69
Gets good results	2.78% 1	25.00% 9	33.33% 12	36.11% 13	2.78% 1	36	2.11
Provides a wide range of opportunities	2.78% 1	13.89% 5	27.78% 10	41.67% 15	13.89% 5	36	2.50
Caters for different learning needs	5.56% 2	8.33% 3	30.56% 11	44.44% 16	11.11% 4	36	2.47
Incorporates technology into learning	2.78% 1	22.22% 8	36.11% 13	30.56% 11	8.33% 3	36	2.19
Provides relevant assessment tasks	2.78% 1	19.44% 7	36.11% 13	30.56% 11	11.11% 4	36	2.28
Provides achievable assessment tasks	5.56% 2	8.33% 3	41.67% 15	30.56% 11	13.89% 5	36	2.39
Provides interesting assessment tasks	5.56% 2	19.44% 7	36.11% 13	27.78% 10	11.11% 4	36	2.19
Is looking to improve	0.00% 0	8.33% 3	22.22% 8	52.78% 19	16.67% 6	36	2.78
Has a 'good image'	5.56% 2	30.56% 11	22.22% 8	33.33% 12	8.33% 3	36	2.08
Engages with the wider community	0.00% 0	25.00% 9	30.56% 11	25.00% 9	19.44% 7	36	2.39
Includes its Aboriginal Community	0.00% 0	11.11% 4	25.00% 9	41.67% 15	22.22% 8	36	2.75
Is accessible for parents	0.00% 0	19.44% 7	22.22% 8	55.56% 20	2.78% 1	36	2.42
Keeps its community informed	0.00% 0	30.56% 11	27.78% 10	33.33% 12	8.33% 3	36	2.19
Provides good information nights	0.00% 0	25.00% 9	25.00% 9	47.22% 17	2.78% 1	36	2.28
Has opportunities for Sports	0.00% 0	13.89% 5	11.11% 4	44.44% 16	30.56% 11	36	2.92

Leeton High School - Student & Parent Survey (Mid-Year, 2016)

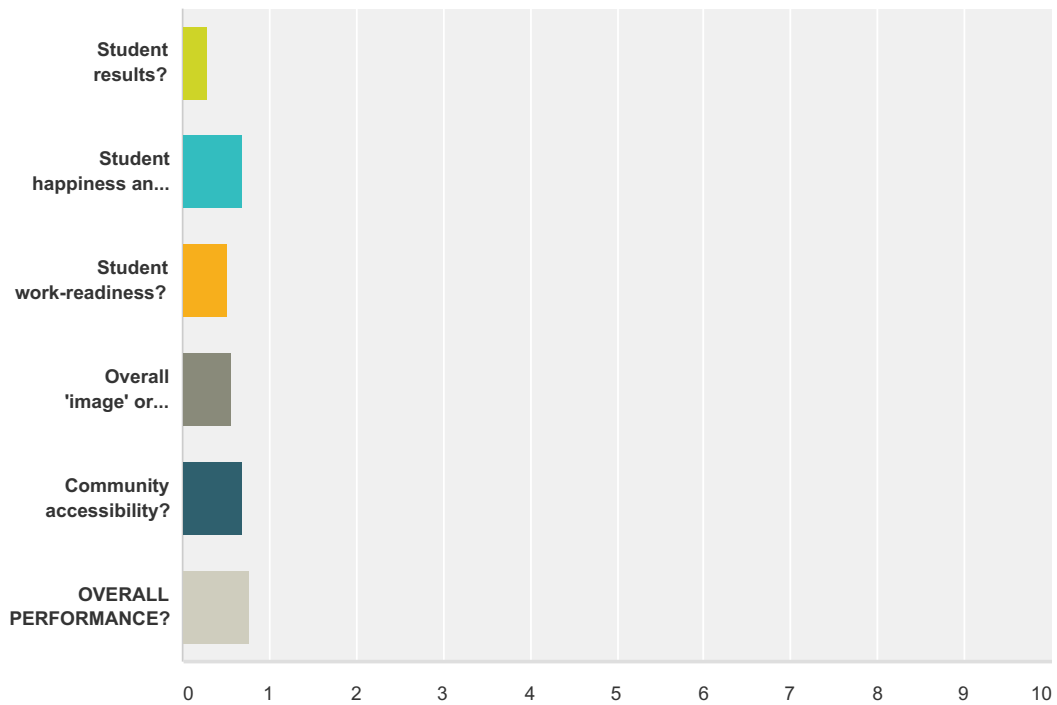
Has opportunities for 'Performing Artists'	0.00% 0	2.78% 1	11.11% 4	41.67% 15	44.44% 16	36	3.28
Helps its students to be ready for the workforce	0.00% 0	19.44% 7	30.56% 11	44.44% 16	5.56% 2	36	2.36
Prepares its students for University	0.00% 0	19.44% 7	36.11% 13	38.89% 14	5.56% 2	36	2.31

Q33 In which year, did you first begin attending or associating with Leeton High School? (eg: 2014)

Answered: 35 Skipped: 126

Q34 In your opinion, has the school has improved in the following areas

Answered: 35 Skipped: 126



	It is much worse	It is declining	Not at all	It is improving	It is much better	Total	Weighted Average
Student results?	2.86% 1	11.43% 4	40.00% 14	45.71% 16	0.00% 0	35	0.29
Student happiness and wellbeing?	5.71% 2	0.00% 0	14.29% 5	80.00% 28	0.00% 0	35	0.69
Student work-readiness?	3.03% 1	3.03% 1	33.33% 11	60.61% 20	0.00% 0	33	0.52
Overall 'image' or community perception?	2.86% 1	11.43% 4	17.14% 6	62.86% 22	5.71% 2	35	0.57
Community accessibility?	2.86% 1	2.86% 1	22.86% 8	65.71% 23	5.71% 2	35	0.69
OVERALL PERFORMANCE?	2.86% 1	2.86% 1	22.86% 8	57.14% 20	14.29% 5	35	0.77

Q35 Leeton High School is committed to improvement and becoming the best school possible. Please tell us in the space below, what you think we can do better. Feel free to offer suggestions as to how we can achieve this.

Answered: 18 Skipped: 143